




SpolarPV
Easy Invest, More Returns



21.42 %

Module efficiency

390 W

Highest power output



Product warranty



Linear power warranty

SPV390-PM6-120BD

365-390Watt



High Efficiency

Higher power conversion efficiency benefited from advanced Passivated Emitter and Rear Cell (PERC) technology.



Anti-reflection

Less than 20% reflectivity with minimum glare.



Good Mechanical Load Performance

Certified to withstand: wind load (2400 Pa), snow load and hail strike(5400 Pa) .



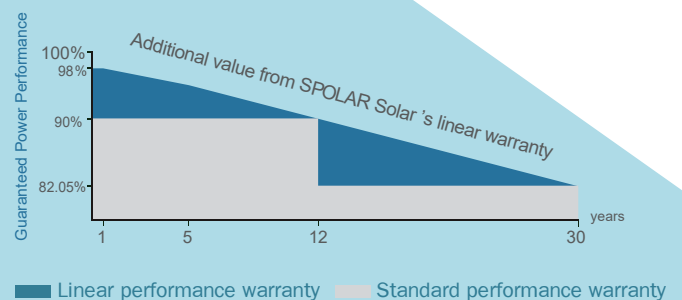
Low Light Performance Resilience

Advanced glass and cell surface texture designs ensure excellent performance in low light environment.



Durability Against Extreme Environmental Conditions

Good performance of Anti-PID, Ammonia and Salt mist certified by 2 PfG 2387/01.18, IEC61716 and IEC61701.



ISO9001:2016 ISO14001:2016
OHSAS18001:2011 certified factory.
IEC61215 IEC61730 certified products.

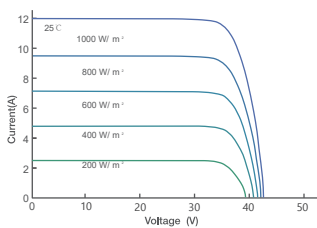
Electrical Characteristics at Standard Test Conditions (STC)

Module Type	SPV365-PM6-120BD	SPV370-PM6-120BD	SPV375-PM6-120BD	SPV380-PM6-120BD	SPV385-PM6-120BD	SPV390-PM6-120BD
Maximum Power - Pmax (W)	365	370	375	380	385	390
Maximum Power Voltage - Vmp (V)	34.21	34.39	34.60	34.81	35.10	35.27
Maximum Power Current - Imp (A)	10.66	10.77	10.85	10.91	10.97	11.06
Open-circuit Voltage - Voc (V)	41.10	41.30	41.50	41.70	41.90	42.10
Short-circuit Current - Isc (A)	11.50	11.60	11.70	11.80	11.90	12.00
Module Efficiency STC (%)	20.05 %	20.32 %	20.60 %	20.87 %	21.14 %	21.42 %

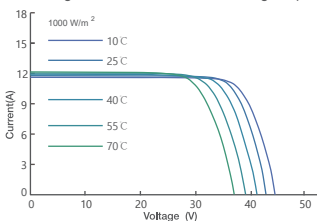
Electrical Characteristics at Normal Operating Cell Temperature (NOCT)

Module Type	SPV365-PM6-120BD	SPV370-PM6-120BD	SPV375-PM6-120BD	SPV380-PM6-120BD	SPV385-PM6-120BD	SPV390-PM6-120BD
Maximum Power - Pmax (W)	275	279	283	287	290	293
Maximum Power Voltage - Vmp (V)	32.21	32.39	32.61	32.81	32.95	33.08
Maximum Power Current - Imp (A)	8.53	8.61	8.66	8.73	8.80	8.86
Open-circuit Voltage - Voc (V)	38.70	38.79	39.11	39.30	39.47	39.66
Short-circuit Current - Isc (A)	9.20	9.29	9.35	9.43	9.50	9.56
Power Tolerance	0 ~ +3W		Operating Temperature (°C)		-40 °C ~ +85 °C	
Temperature Coefficients of Pmax	-0.35% / °C		Maximum System Voltage		1500 V	
Temperature Coefficients of Voc	-0.275% / °C		Maximum Series Fuse Rating		25 A	
Temperature Coefficients of Isc	0.045% / °C		Nominal Operating Cell Temperature		45 ± 2 °C	

Current-Voltage Curve under different irradiance

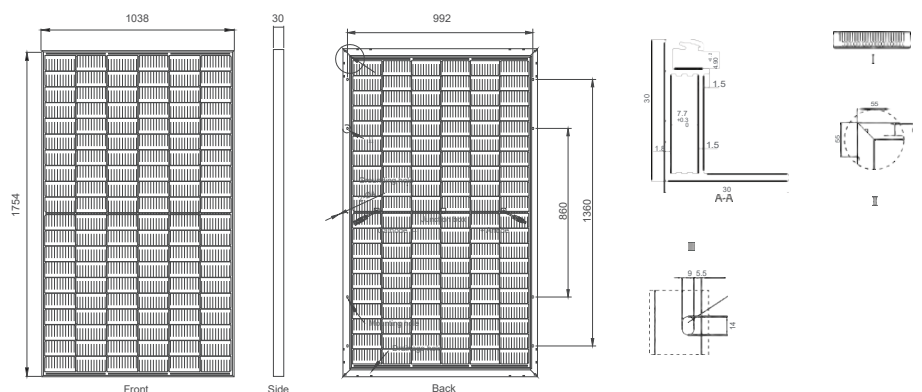


Current-Voltage Curve under different working temperatures



Mechanical Characteristics

Cell Type	Mono-crystalline PERC 166x83 mm
No. of Cells	120 (6x20)
Dimensions	1754x1038x30 mm
Weight	23.0 kg
Glass	Dual Glass 2.0mm Heat Strengthened Glass
Frame	Anodized Aluminium Alloy
Junction Box	IP68, MC4 Compatible, 3 Bypass Diode
Output Cables	1x4.0 mm ² , Length: 300 mm or Customized Length
Packaging Configuration	77pcs/stack, 1001pcs/40'HQContainer (Two pallets=One stack)



www.spolarpv.com